

On a District Chromebook

If you have a district Chromebook, the sign in should be the same as you are used to. Click on **Next** and enter your first name, last initial, and graduation year. Then enter your student id number as your password.



Please log in using your Centennial account.

Sign in

On Another Computer or Device


If you are on another type of computer or device, you can sign in to Google even if someone else is signed in to the computer itself. Just launch Chrome or any other browser and type in google.com. You will see a Sign in option.

Gmail Images



Sign in

In our district, students through 8th grade do not have access to email accounts, so if you try to sign in by clicking on the Gmail link, you will get an error message. Click on **Sign in**. This is where you sign in using your first name, last initial, and graduation year followed by @s.csd28j.org.


Sign in
Use your Google Account

Email or phone

[Forgot email?](#)

Not your computer? Use Guest mode to sign in privately.
[Learn more](#)

[Create account](#)

After you click on **Next**, you should see the sign in page with the Centennial logo. Enter your first name, last initial, and graduation year with your student id number as your password.



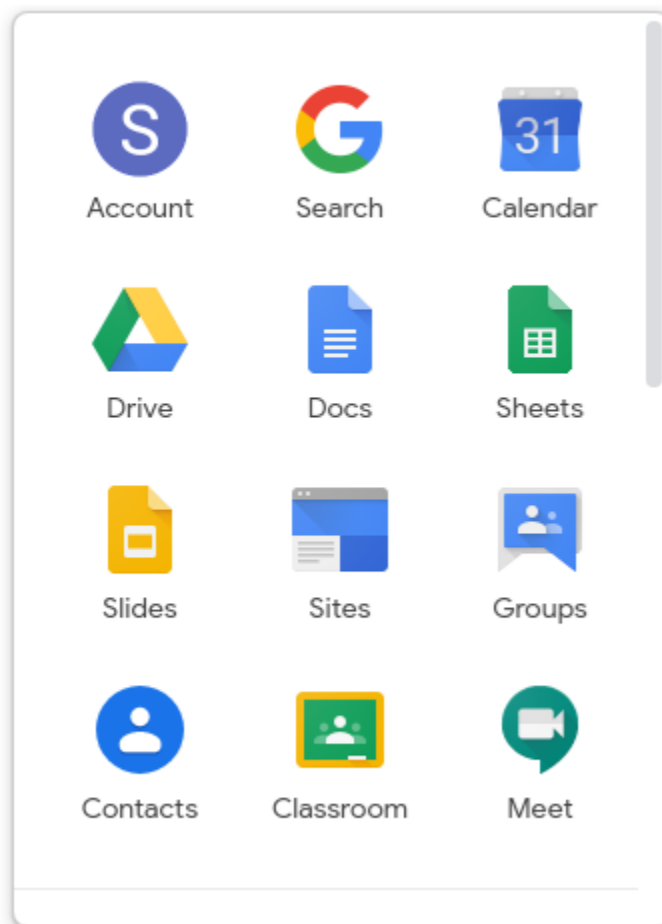
Please log in using your Centennial account.

Finding Google Classroom

Once you are logged in, you should see an icon with either your first initial or a picture in the upper right corner. Next to that, you will see a grid.



Click on the grid and you should see Classroom, Meet, Drive, Docs, Slides, and any other Google app you might need.




Signing in When Someone Else is Already Signed in to Google

If someone else is already signed in, you can still sign in. One way to do this is to just launch another browser. If your computer has both Chrome and Firefox and the other person is using Chrome, you can use Firefox and sign in like the example above. If you want to use the same browser, simply click on their profile picture (or initial) and select **Add another account**.

Manage your Google Account

 Add another account

Then sign in with your sign in name and @s.csd28j at the end.



Sign in

Use your Google Account

Email or phone

[Forgot email?](#)

Not your computer? Use Guest mode to sign in privately.
[Learn more](#)

[Create account](#)

Next you should see the Centennial logo, which is where you sign with just your first name, last initial, and graduation year and use your student id number as your password.



Please log in using your Centennial account.