

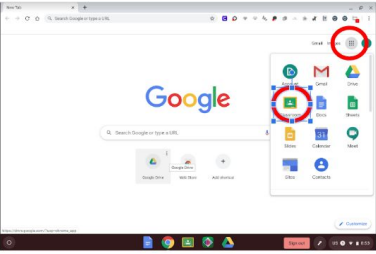


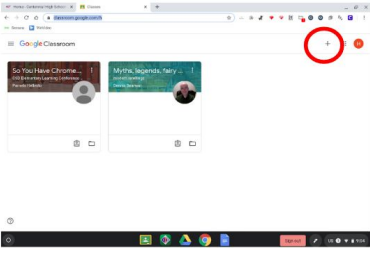
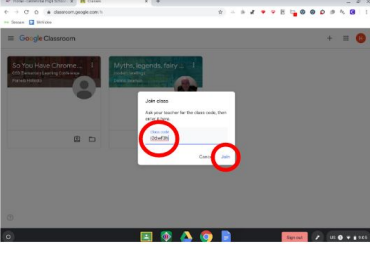
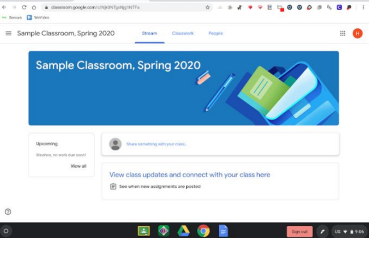


You have been provided with a Join Code for a new Google Classroom.

Join Code:

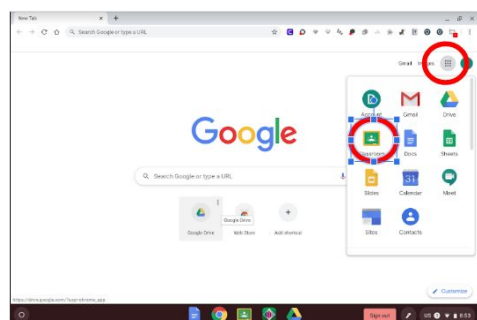
If you have a Centennial School District chromebook, log in and then...

	 <p>Select the Google Classroom icon on the dock.</p>
	 <p>Select the apps icon in the top right corner.</p>  <p>Then select the Google Classroom icon from the menu.</p>
	<p>+ Select the <i>plus sign</i> in the top right corner.</p>
	<p>A box will appear for you to enter the join code, then select <i>Join</i>.</p>
	<p>Your new classroom will appear.</p> <p>Click Stream to read new messages from your teacher, and maybe your classmates.</p> <p>Click Classwork to view new assignments.</p>

[Click here for a short video](#)

If you are logging in for the first time from your home computer...

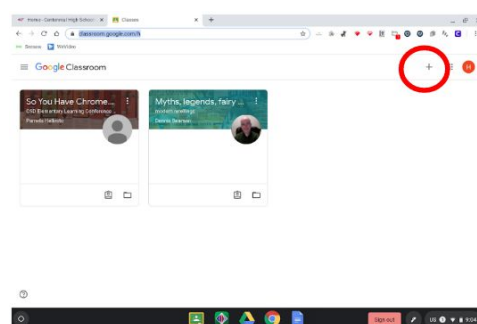
1. Go to **classroom.google.com** and click on **Go to Classroom**.
2. Enter your user name, click **Next**.
3. Enter your password, click **Next**.
4. If there is a welcome message, read it and click **Accept**.
5. Click **I'm a Student**
6. Click **Get Started**.



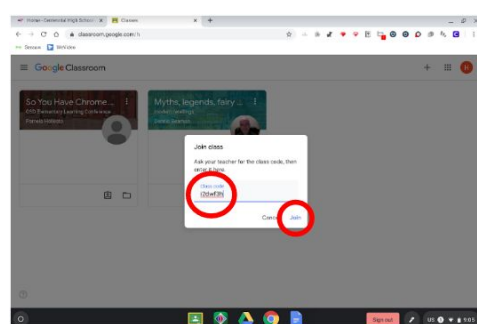
Select the apps icon in the top right corner.



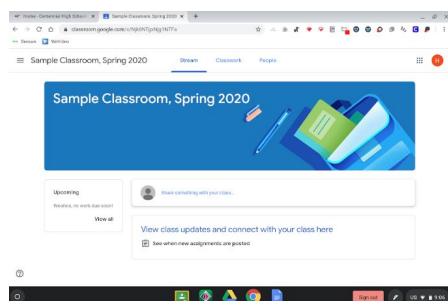
Then select the Google Classroom icon from the menu.



Select the *plus sign* in the top right corner.



A box will appear for you to enter the join code, then select *Join*.



Your new classroom will appear.

Click **Stream** to read new messages from your teacher, and maybe your classmates.

Click **Classwork** to view new assignments.